




WATER STONE

115 S Gouldsboro Road – Gouldsboro, Maine 04607 – Call 207 963 5819
www.maine kilnworks.com – dan@maine kilnworks.com



WATER STONE ARTISAN SINKS

Craftsman Style – Vessel Sink
 Vitreous Stoneware – Iron Red & Black Tenmoku Glazes
 16 inch outside diameter – Sink drain accepts all standard 1.25 inch OD bath fixtures

Water Stone SINK

For forty-seven years **Maine Kiln Works** has been producing the very highest quality bath sinks and basins. Each unit in our **Water Stone** line is carefully designed and tested to match or exceed industry standards. Using a range of specialized tools and processes – we individually form every sink. All are carefully glazed and fired to full vitrification at 2400° Fahrenheit. Our 4 1/2 decades of continuous production clearly demonstrates an uncompromising commitment to high quality hand craft.

A unique and beautiful product backed by forty-seven years of continuous production and a full satisfaction guarantee. Hand craft and high quality combine to create an exceptional product that will add a distinctive touch to your custom installation.

Hand Formed Artisan Sinks

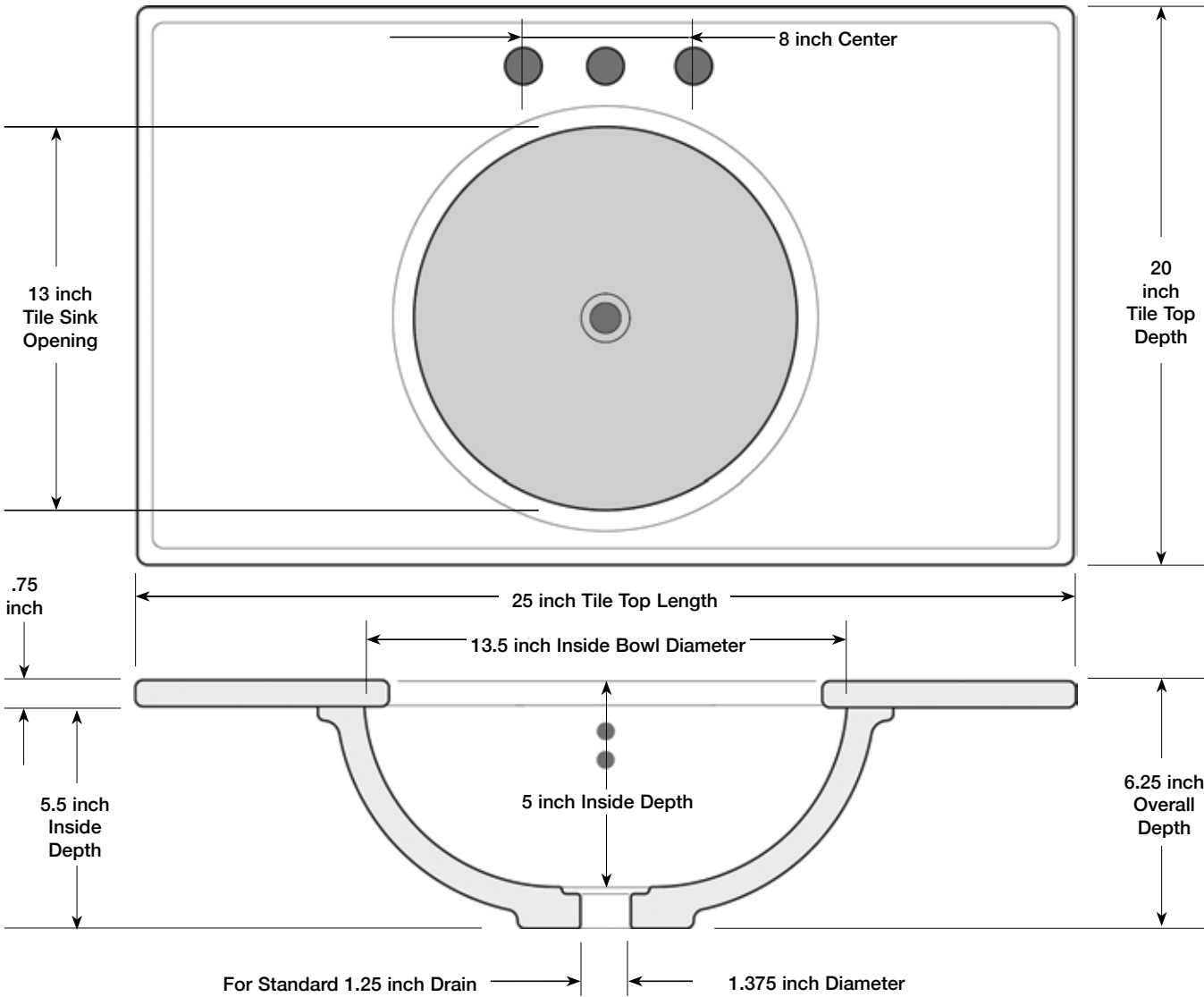
Unique Design – Bright color, clean lines and precise detail characterize the relaxed simplicity of our bath sinks and basins. The ubiquitous bowl - practical container and universal symbol - finds classic expression in our Water Stone line. As a container for flowing water, our sinks are the simplest of functional forms. Believing that our everyday environment reflects as well as enhances the quality of our lives - our work is focused to bring beauty and utility to the objects that surround us. I have always had an affinity for the simplicity of functional design. With great satisfaction I offer our range of sinks for your everyday use and enjoyment.

Material Strength – Our sinks and basins are formed from custom blended stoneware and porcelain clay bodies which are based on sturdy Appalachian fire clays and Florida kaolins. All of our raw materials are carefully graded and chosen to precisely control the fired tensile and compression strength of our product line. Every piece is fired to bisque temperature, carefully glazed and then refired in a reduction atmosphere – to full vitrification at Cone 10 – 2400° Fahrenheit. The strength and durability of every unit is comparable in every way to the vitreous china and whiteware used throughout the sanitary ware industry. All of our sinks are backed with a full satisfaction guarantee. In forty-seven years of continuous production we have only had one sink returned for exchange due to a raw material flaw beyond our control.

Hand Crafted Quality – The qualities of a custom designed and hand formed basin are striking and immediately apparent. Subtle blending of form, function and hand worked detail creates a sense of strength and formal character. Every unit displays unique detailing – reflecting the artisan process. Clay surfaces frequently show finger ridges and inscribed line work which provides opportunities for glaze pooling and rich tonal variation. Our hand formed work is separated from factory production by the depth of surface detail and the broad range of glaze variation and tonal color. We are currently very pleased to expand our range of choices to include classic chun blue and jade green celadon porcelains of extraordinary beauty.

Water Stone Sink • 115 S Gouldsboro Road • Gouldsboro, ME 04607
Phone 207-963-5819 • Voice • e-mail • dan@mainekilnworks.com

Tile Top – Specifications

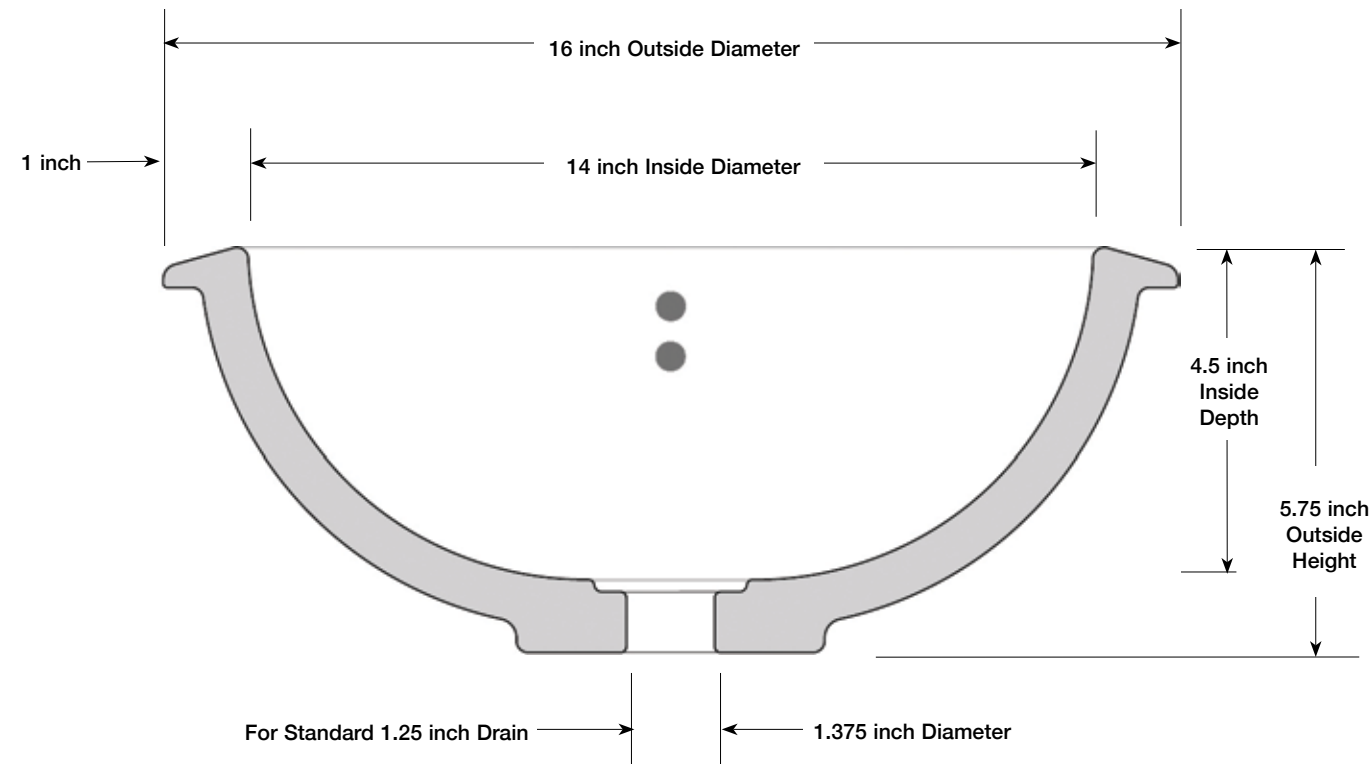


Standard Tile Top Unit – Not To Scale

The above drawing details the dimensions of our Standard Tile Top Sink. The approximate dimensions for all stocked Tile Top Sink sizes are listed below. Each sink is individually hand formed and all dimensions given should be considered an average. Due to slight variation in material and firing schedule the actual dimension on each unit may vary within a narrow range. Tile Top Sinks are supplied with or without OverFlow according to your requirements. All of our sinks accept standard 1.25 OD inch drain fixtures.

Description	Tile Length	Tile Depth	Tile Opening	Bowl Depth	Overall Height	Fixture Center
Large	25 inch	22 inch	13 inch	5 inch	6.25 inch	8 inch
Standard	25 inch	20 inch	13 inch	5 inch	6.25 inch	8 inch
Medium	22 inch	20 inch	13 inch	5 inch	6.25 inch	8 inch
Small	20 inch	17 inch	12 inch	4.75 inch	6 inch	4 inch

Rimmed Basin – Specifications



Standard 16 Inch Rimmed Basin – Not To Scale

The above drawing details the dimensions of our standard 16 inch OD Rimmed basin. The approximate dimensions for all stocked rimmed sink sizes are listed below. Each basin is individually hand formed and all dimensions given should be considered an average. Due to slight variation in material composition and firing schedule the actual dimension on each unit may vary within a narrow range.

Description	Outside Dia.	Inside Dia.	Rim Width	Rim Ht	Outside Height	Inside Depth
Standard	16 inch	14 inch	1 inch	.625 inch	5.75 inch	4.5 inch
Medium	14 inch	12 inch	1 inch	.625 inch	5.75 inch	4.5 inch
Small	13 inch	11 inch	1 inch	.625 inch	5.50 inch	4.25 inch

The rim width and depth of each basin is approximately the same regardless of diameter. Rimmed Style Sinks are supplied with or without OverFlow according to your requirements. All of our sinks accept standard 1.25 OD inch drain fixtures..

Rimmed basins are designed to mount flush with your counter top surface. They flexibly adapt to a broad range of design requirements and complement the full spectrum of counter surfaces.

A complete range of Under Mount and surface mounted Vessel Style basins are available custom configured for your specialty installation. Dimensions and details for Under Mounts and Vessel Styles are available on request.



Our Full Range of Styles – accommodate virtually any installation requirement. These include Rimmed Sinks for counter top mounting, Vessel Sinks for counter surface mounting, Under Mount Sinks for mounting beneath your counter surface, and Tile Top Sink units for free standing vanity base installation. The majority of our clients order sinks without OverFlow but all of our sinks are available either with or without OverFlow as required by your circumstance or installation.

Rimmed Sinks – are stocked in a wide variety of glaze color combinations and sizes. They are normally mounted with the rim exposed and flush with your counter surface. Rimmed Sinks provides a practical and beautiful focus for a variety of bath styles. Self rimming basins are designed for fixed counter top installation but are frequently glazed on both sides to mount Vessel Style on top of the counter surface. This style compliments the full range of counter surfaces and adapts easily to a broad spectrum of design requirements.

Vessel Sinks – blend beautifully with a range of bath styles from fresh contemporary to traditional craftsman style. Vessel style basins - our most popular unit - are designed to surface mount on top of your counter and are typically supplied without OverFlow. As an alternative we frequently supply Rimmed Sinks - glazed on both sides - to be mounted as counter top Vessels. With appropriate counter cutouts - Vessels can also be mounted to expose a range of above-counter rim heights.

Tile Top Sinks – are designed to be mounted on a free standing vanity cabinet base. They are made in a number of different sizes and proportions to accommodate both commercially available and custom designed cabinet bases. We make Tile Tops for limited spaces as well as tops and bowls for corner installations. Our Tile Top units are similar in function and style to turn of the century marble top sinks. In the early 70's we made our first bowl to replace a broken original beneath an antique marble top. Each Tile Top is a single vitreous slab with cutouts for the sink bowl and fixture sets. Tops are finished with our durable white glaze and bowls are available in a range of contrasting glaze colors.


Under Mount Sinks – are designed to mount beneath your counter surface. They are made in a number of different sizes - both round and oval - to accommodate your installation requirements. We make Under Mount basins for limited spaces - both with and without OverFlow - and we can provide custom detailing for special orders and unique installations. We frequently make replacement Under Mount basins for antique marble tops as well as Under Mount bowls for contemporary granite or marble top installations.




Nancy finishing a Rimmed Sink
16 OD - Stoneware Sink



Red Rimmed - Stoneware
16 OD - With OverFlow



Oval Under Mount - Celadon
16 OD - Stoneware Sink - With OverFlow



Blue Vessel - Stoneware
16 OD - Granite Counter



16 OD - Stoneware Sink
Limestone Counter Top

WATER STONE SINK – PRICE LIST 2018

Prices do not include shipping costs

Tile Top Sinks – Rectangular – STONEWARE

Tile Top units are stocked in the following sizes to accommodate a broad range of installation requirements. All top tiles are finished with our smooth White glaze with a full range of contrasting glazes available for the bowls.

Description	Tile Length	Tile Depth	Bowl Opening	No OverFlow	OverFlow
Large Tile Top	25 inch	22 inch	13 inch	\$885.00	\$985.00
Standard Tile Top	25 inch	20 inch	13 inch	\$865.00	\$965.00
Medium Tile Top	22 inch	20 inch	13 inch	\$845.00	\$945.00
Small Tile Top	20 inch	18 inch	12 inch	\$825.00	\$925.00

Corner and other custom styled Tile Tops can be made according to your requirements. Flanking and back splash tiles and counter top tiles are available.

Under Mount – Round – STONEWARE

Under Mount basins are made in the following diameters to accommodate a range of installation requirements. Custom sizes can be made to match your specifications and dimensions.

Description	Overall Diameter	Inside Diameter	Height	No OverFlow	OverFlow
Standard - Under Mount	16 inch	15 inch	5.75 inch	\$485.00	\$585.00
Medium - Under Mount	14.5 inch	13.5 inch	5.75 inch	\$465.00	\$565.00
Small - Under Mount	13 inch	12 inch	5.5 inch	\$445.00	\$545.00

Stoneware Under Mount Sinks are made with or without overflow according to your requirements. The rim width on Oval Vessel & Under Mount is approximately .625 inch regardless of diameter.

Towel Bars – WOOD & STONEWARE – Paper Holders – STONEWARE

Our popular selection of Towel Bars and Paper Holders are glaze matched to complement your installation. Glazed end stanchions beautifully contrast with either cherry or ash rods which are polyurethane sealed.

Description	Overall Length	Mounting Center	Overall Depth	Color	Price
Large Towel Bar	36 inch	34.5 inch	2.625 inch	Full Range	\$52.50
Medium Towel Bar	22 inch	20.5 inch	2.625 inch	Full Range	\$50.50
Small Towel Bar	18 inch	16.5 inch	2.625 inch	Full Range	\$48.50
Paper Holder	7.5 inch	6.25 inch	4.25 inch	Full Range	\$52.50

Accessories are supplied with wood screw fasteners unless drywall or other fastener styles are specified.

Soap Dishes – STONEWARE

Soap dishes are glazed matched and stocked in the following sizes and styles. The ribbed soap is designed to drain water from the soap and the footed dish designed to catch drips and hold soap high and dry.

Description	Length	Width	Height	Color	Price
Ribbed Soap Dish	6.5 inch	3.25 inch	1.5 inch	Full Range	\$18.50
Footed Soap Dish	6.5 inch	4.25 inch	2.25 inch	Full Range	\$32.50
Square Plate	8.5 inch	8.5 inch	2 inch	Full Range	\$38.50

As a decorative accessory our Square Plate may be used as a container for a variety of bath related items and is available in our full range of matching and complementary colors.


Green Celadon Vessel – Vitreous Porcelain – Artisan Style Sink
16 inch outside diameter – Sink accepts all standard 1.25 inch OD bath drain fixtures



Red Black Rim – Vitreous Stoneware – Artisan Style Sink
16 inch outside diameter – Sink accepts all standard 1.25 inch OD bath drain fixtures



Vessel Style Sinks – are very popular and easily adapt to a wide range of installation styles and physical requirements. Surface mounted – they require less counter depth and width compared to similarly sized Rimmed Sink installations. Counter surface mounting additionally creates useful space beneath the sink bowl – expanding the practical counter surface area and simplifying counter surface maintenance and cleaning. Additionally, a 16 OD Vessel has a larger interior volume than a similarly sized 16 OD Rimmed sink. Both Vessel and Rimmed styles accept any standard 1.25 inch OD bath sink drain - including bath drains designed for OverFlow and those designed for sinks without OverFlow. We ship all units with adaptive fittings and sealing washers to accommodate all standard 1.25 inch OD bath drain fixtures so that all installation fittings are at hand.



Red Black Vessel - Stoneware

Installation is quite simple – on virtually any counter material; granite, marble, limestone, slate, hand formed or commercial tile, wood, Formica and Corian - the choices determined by your style and installation. Having chosen your counter material – your Vessel is installed by positioning it with plumbing fixture on the mocked up counter to set positions for drain and fixture holes. With your Vessel in position – use the sink drain hole to guide your mark on the underlying counter surface. Then bore a single 1.5 inch OD hole at this mark to accommodate the 1.25 inch OD bath sink drain. With a bead of clear silicone sealant applied to the foot of the Vessel – position the Vessel over the bored counter hole and install your drain fixture with plumbers putty beneath the sink drain flange. Installation is completed by assembling the drain nut and washer – with overflow drain adapter if required – on the underside of your counter surface.



Tan Vessel - Stoneware
16 OD - Granite Counter

Vessel Installation Styles – span a wide range from contemporary to traditional. The simple Vessel form easily adapts and blends with your choice of installation styles. The contemporary 16 inch OD Black Red Vessel installation pictured at left was assembled from the following off the shelf items:

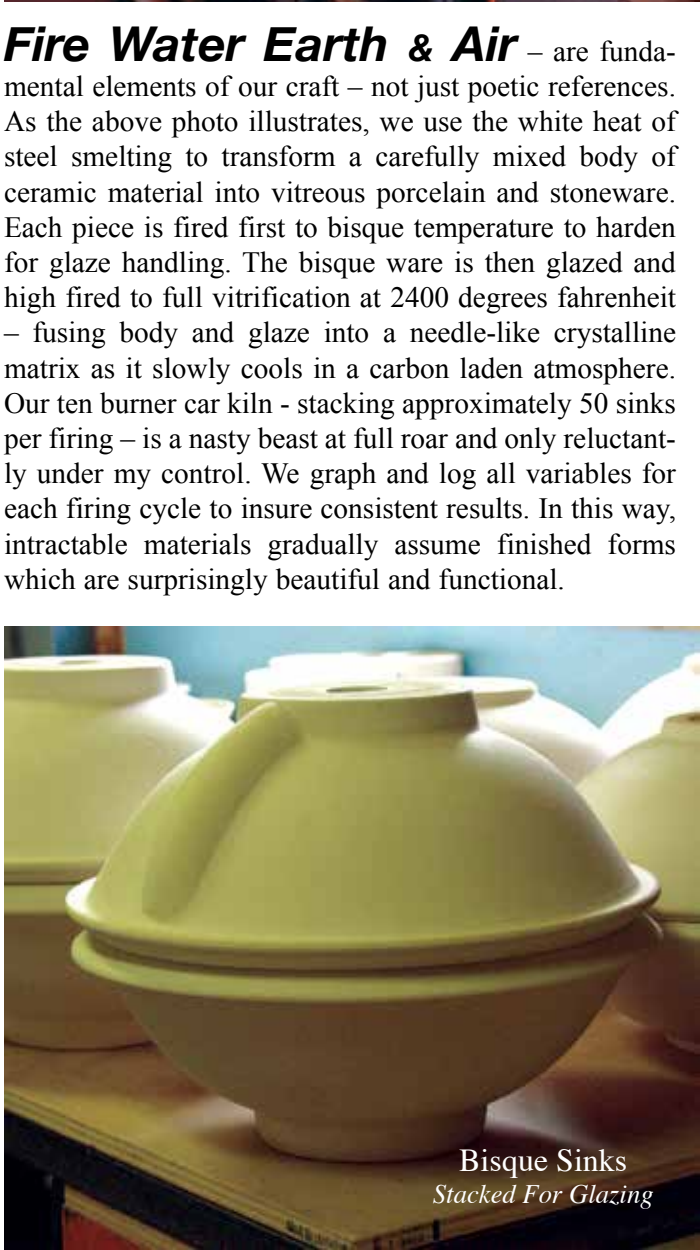
BONDE Sideboard IKEA - Schaumburg, IL.
LACK Towel Shelf IKEA (shown on next page)
Faucet AXOR by Hansgrohe - Home Depot
Mirror BDI Mirage Mirror - Euro Design
Lighting BESA (shown on next page)
Wallpaper - Home Depot
Hand Towel Hardware Baldwin, Limelight Series - The Great Indoors Schaumburg, IL.



Red Black Vessel - Stoneware
16 OD - Granite Counter



Ten Burner Car Kiln



Bisque Sinks
Stacked For Glazing



16 OD - Porcelain



Red Black Vessel
Wisconsin Installation

Fire Water Earth & Air – are fundamental elements of our craft – not just poetic references. As the above photo illustrates, we use the white heat of steel smelting to transform a carefully mixed body of ceramic material into vitreous porcelain and stoneware. Each piece is fired first to bisque temperature to harden for glaze handling. The bisque ware is then glazed and high fired to full vitrification at 2400 degrees fahrenheit – fusing body and glaze into a needle-like crystalline matrix as it slowly cools in a carbon laden atmosphere. Our ten burner car kiln - stacking approximately 50 sinks per firing – is a nasty beast at full roar and only reluctantly under my control. We graph and log all variables for each firing cycle to insure consistent results. In this way, intractable materials gradually assume finished forms which are surprisingly beautiful and functional.

Prices do not include shipping costs

PRICE LIST 2018 – WATER STONE SINK

Vessel & Rimmed Style – Round – PORCELAIN Satin Black example shown top left

Porcelain Vessels & Rimmed Sinks are formed in the following diameters to accommodate a range of installation requirements. Custom sizes can be made to match your specifications and dimensions.

Description	Overall Diameter	Inside Diameter	Height	No OverFlow	OverFlow
Standard	16 inch	15 - 14 inch	5.75 inch	\$485.00	\$585.00
Medium	14.5 inch	13.5 - 12.5 inch	5.75 inch	\$465.00	\$565.00
Small	13 inch	12. - 11 inch	5.5 inch	\$445.00	\$545.00

Porcelain Vessel & Rimmed Sinks are made with or without overflow as required. The rim width on Vessel Style Sinks is slightly more than one half inch. The rim width on Rimmed Style Sinks is slightly more than one inch.

Vessel Style – Round – STONEWARE Tan example shown bottom left

Stoneware Vessels are formed in the following diameters to accommodate a range of installation requirements. Custom sizes can be made to match your specifications and dimensions.

Description	Overall Diameter	Inside Diameter	Height	No OverFlow	OverFlow
Standard - Vessel	16 inch	15 inch	5.75 inch	\$485.00	\$585.00
Medium - Vessel	14.5 inch	13.5 inch	5.75 inch	\$465.00	\$565.00
Small - Vessel	13 inch	12 inch	5.5 inch	\$445.00	\$545.00

Stoneware Vessel Style Sinks are made with or without overflow as required. The rim width on Vessel Style Sinks is slightly more than one half inch regardless of diameter.

Rimmed Sink – Round – STONEWARE

Stoneware Rimmed basins are made in the following diameters to accommodate a range of installation requirements. Custom sizes can be made to match your specifications and dimensions.

Description	Overall Diameter	Inside Diameter	Height	No OverFlow	OverFlow
Standard - Rimmed	16 inch	14 inch	5.75 inch	\$485.00	\$585.00
Medium - Rimmed	14.5 inch	12.5 inch	5.75 inch	\$465.00	\$565.00
Small - Rimmed	13 inch	11 inch	5.5 inch	\$445.00	\$545.00

Stoneware Rimmed Sinks are made with or without overflow as required. The rim width on Rimmed Style Sinks is slightly more than one inch regardless of diameter.

Vessel & Under Mount – Oval – STONEWARE

Stoneware Under Mount Ovals basins are made in the following diameters to accommodate a range of installation requirements. Custom sizes can be made to match your specifications and dimensions.

Description	Overall Diameter	Inside Diameter	Height	No OverFlow	OverFlow
Standard	17 x 13 inch	16 x 12 inch	5.75 inch	\$585.00	\$885.00
Medium	16 x 12 inch	15 x 11 inch	5.75 inch	\$565.00	\$865.00
Small	15 x 11 inch	14 x 10 inch	5.5 inch	\$545.00	\$845.00

Oval Vessels & Under Mount Sinks are made with or without overflow as required. The rim width on Oval Vessels & Under Mounts is slightly more than one half inch regardless of diameter.

Satin Black – Vitreous Porcelain – Artisan Style Vessel Sink
16 inch outside diameter – Vessel drain outlet accepts all standard 1.25 inch OD bath sink drain fixtures



Tan Vessel – Vitreous Stoneware – Artisan Style Vessel Sink
16 inch outside diameter – Vessel drain outlet accepts all standard 1.25 inch OD bath sink drain fixtures



Chun Blue Celadon – Vitreous Porcelain – Artisan Style Vessel Sink

16 inch outside diameter – Vessel drain outlet accepts all standard 1.25 inch OD bath sink drain fixtures



Jade Green Korean Celadon – Vitreous Stoneware – Artisan Style Vessel Sink

16 inch outside diameter – Vessel drain outlet accepts all standard 1.25 inch OD bath sink drain fixtures



Wheel Throwing




Hand & Eye – After thirty years of wheel throwing sink basins the process has been refined and streamlined to efficiently control the results. Though I work as quickly as possible, each sink is necessarily hand formed and the results of eye and hand in each piece are unique. Finger ridges and marks of the process are clearly evident in the finished glazed basin with each hand thrown unit varying somewhat in shape, detail, and size.

At the turn of the century – we added a press to our shop to rough form a blank for our 16” sink. This basic bowl is then finished in the traditional way by hand detailing the rim and interior, altering size and shape and adding OverFlow reservoir & tunnel if required. Press forming has advantages and disadvantages over our standard wheel worked form and we ultimately select the most appropriate and reliable method for each product.

Red Rimmed Sink

16 inch OD - Stoneware

This deep iron red glaze has a silky smooth satin surface - intense & beautiful



Centering Clay
Starting a 16 inch sink